



Variable Beam Track Mounted Spot Lights



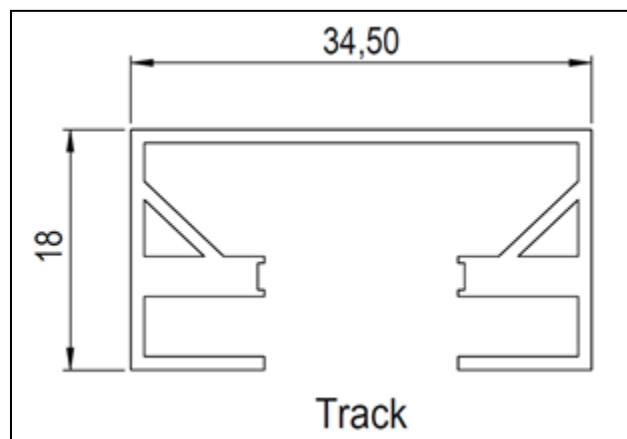
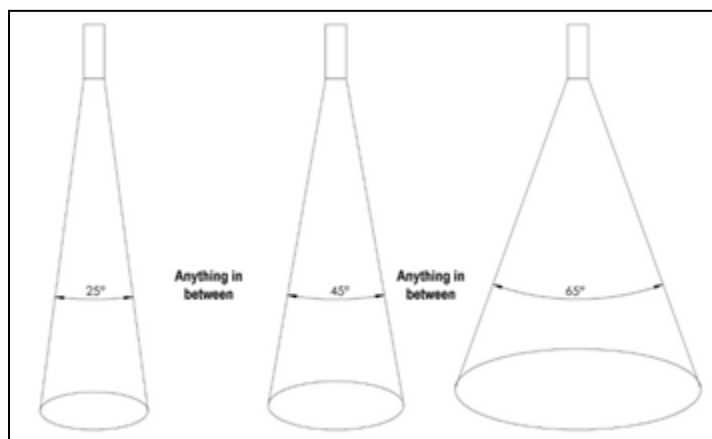


FACT FILE:

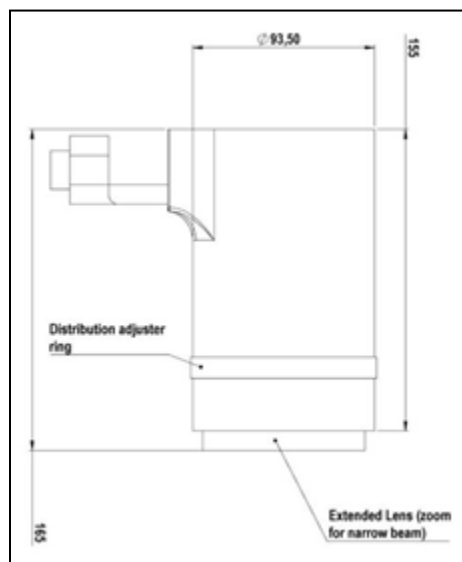
<u>General Information</u>	
Body Construction	Body - Cast Aluminium
LED Type	Cree / Luminus / Bridgelux / Lumileds
Recommended Height Installation	From 3m to 10m
Dimmable	Normally – no , but can be adapted for 1-10V DALI DMX KNX
Distribution	25° - 65°
Compliance	SANS 60598
IP Rating	IP 44 (Splash proof)
Control Type	Internal PSU – for standard on/off External PSU – intelligent control
<u>Electrical Information</u>	
Electrical Class	Class 1 or Class 2
Mounting Options	Track or surface mount
Supply Voltage	230V AC
Surge Protection	Dependant on what is used in the power supply – usually 2kV
Power Factor	Better than 0.95
<u>Optical Information</u>	
CRI	90+
CCT	3000K or 4000K (standard) or 5000K If warm white 3000K is required – the lumen values will drop by 8%
<u>Performance</u>	
Total Circuit load and Lumens	1425 lumens - 10W 2580 lumens - 20W
<u>Operating Conditions</u>	
Operating Temperature range	-20C to +45C
<u>Dimensions and Mounting</u>	
Weight	600g



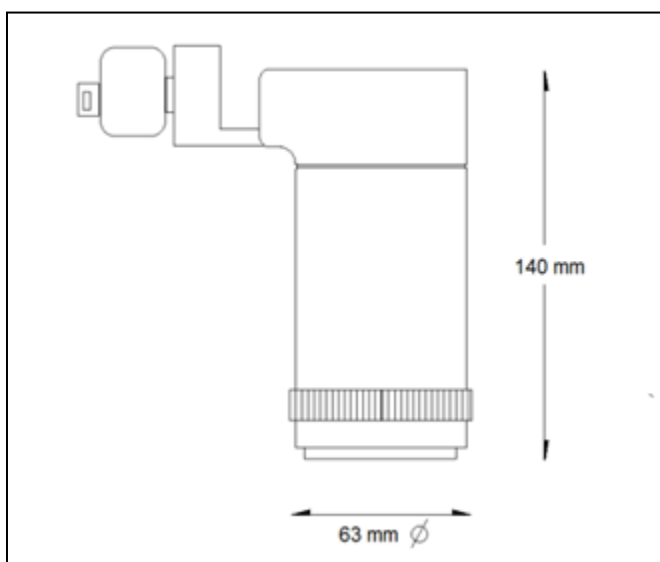
FACT FILE:



20W



10W



Lumen values are as measured at source - on the PCB - not exiting light fitting. Due to the fast pace of development - values are subject to change at any time and without notice.