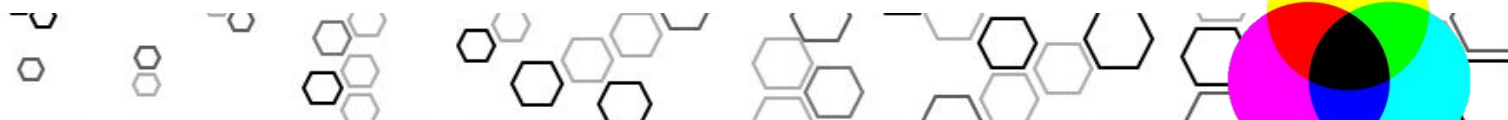
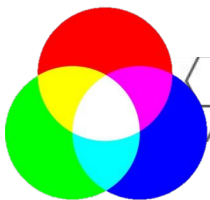


LED Batten Pendant or Surface Deep Version





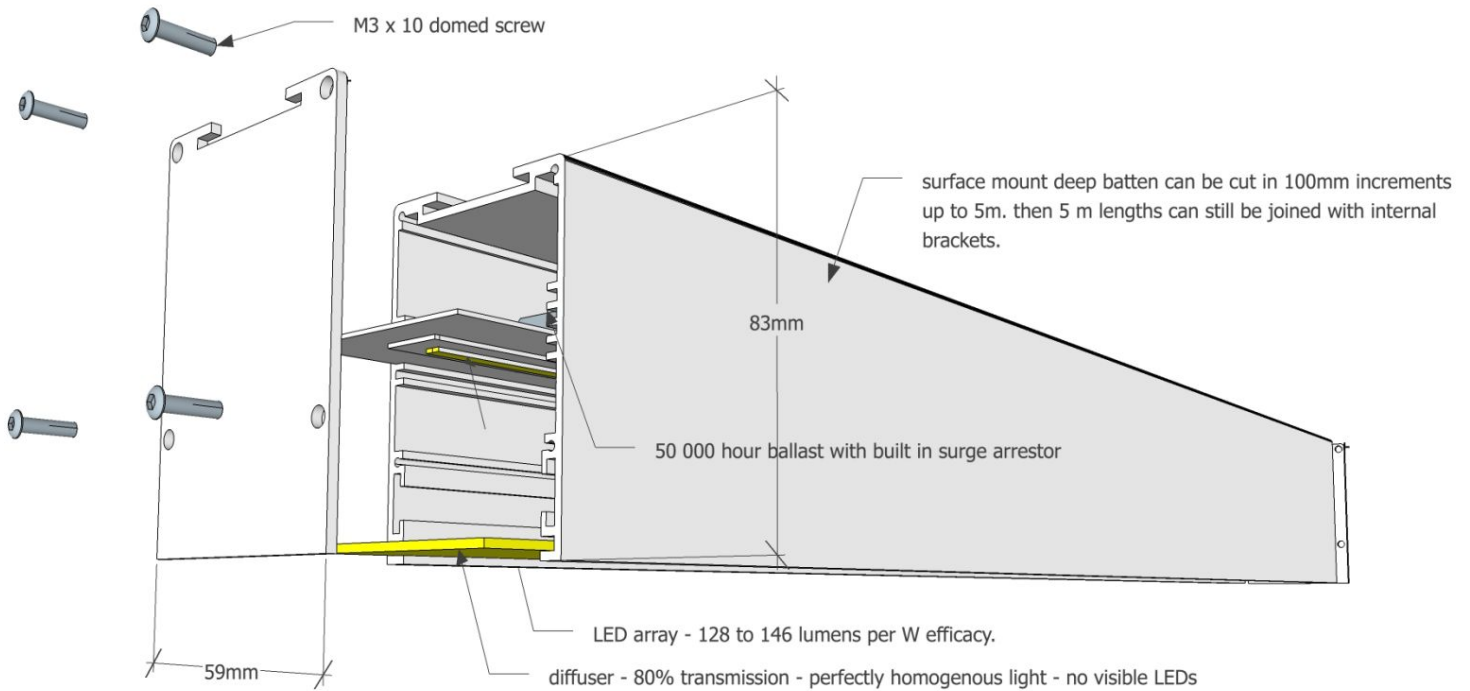
FACT FILE:



<u>General Information</u>	
Body Construction	Extruded aluminium - either anodized or powder coated
Lens and reflector Type	120 degree distribution - opal lens Opal/Fresnel lens optional
Recommended Height Installation	From 2,4m to 15m
Compliance	
IP Rating	IP 44
Control Type	Internal control gear.
Dimmable	With the correct gear - Yes
<u>Electrical Information</u>	
Electrical Class	Class 1 or Class 2
Socket Options	N/A
Supply Voltage	230V AC 50HZ
Surge Protection	Dependant on what is in Internal power supply – usually 2kV
Power Factor	Better than 0.95
<u>Optical Information</u>	
CRI	Always above 82
CCT	Either 3000K or 4000K or 5000K or RGBW or single colour red or green or blue
<u>Performance</u>	
Total Circuit load and Lumens	50W/m – 8600 lumens 100W/m – 17 200 Lumens
<u>Operating Conditions</u>	
Operating Temperature range	-20C to +45C
<u>Dimensions and Mounting</u>	
Weight	2.5kg per m
Installation Data	IES files - Yes



FACT FILE:



Lumen values are as measured at source - on the PCB - not exiting light fitting. Due to the fast pace of development - values are subject to change at any time and without notice.



Options

FACT FILE:

