


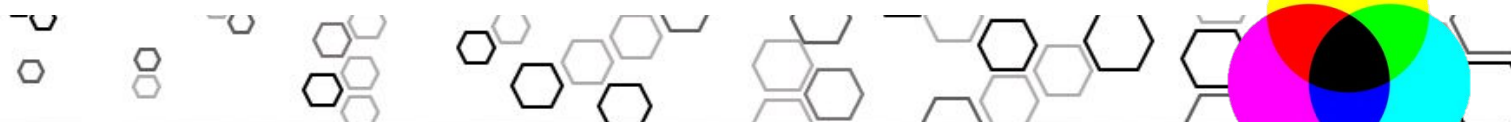
LED batten - shapes

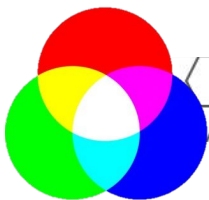
Squares or rectangles or straight – pendant or surface mounted



Corner piece removable to allow for maintenance – magnetic – tools free

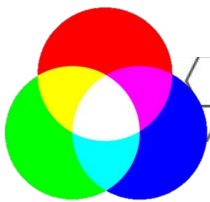
**Straight lengths – up to 5m in one piece.
These can then be joined to make longer pieces**



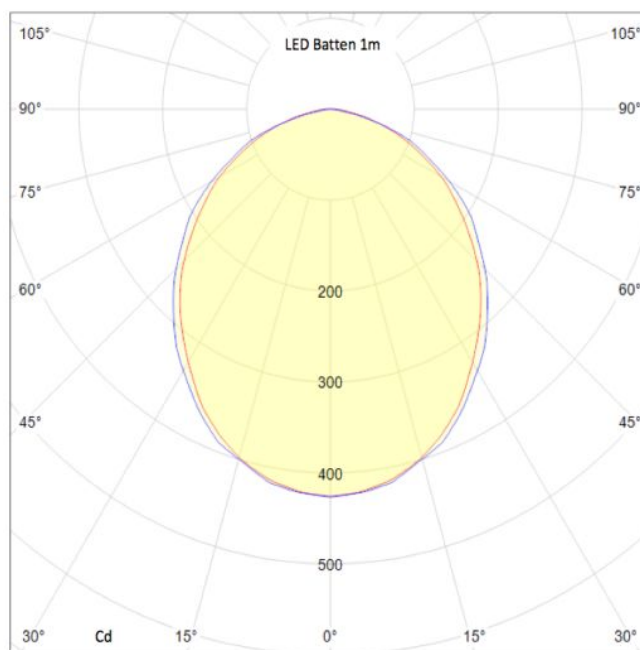
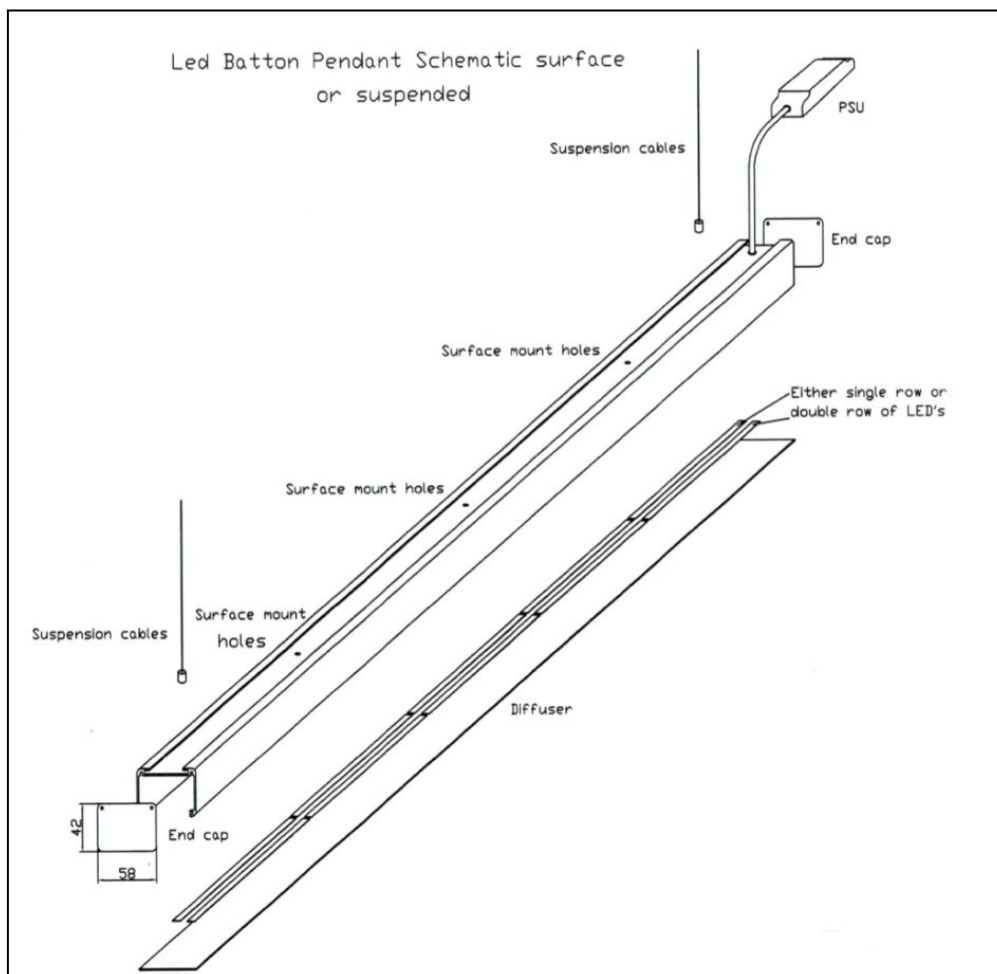


FACT FILE:

<u>General Information</u>	
Body Construction	Extruded aluminium - either anodized or powder coated
Lens and Reflector Type	Opal lens PMMA – 120degree distribution
Recommended Height Installation	From 2,4m to 10m
Compliance	SANS 60598
IP Rating	IP 44
Control Type	External control gear
Dimmable	Standard – no but with correct gear – then; Dali – Yes 1-10V – Yes DMX – Yes
<u>Electrical Information</u>	
Electrical Class	Class 1 or Class 2
Socket Options	NA
Supply Voltage	230V AC 50HZ
Surge Protection	Dependant on what is in external power supply – usually 2kV
Power Factor	Better than 0.95
<u>Optical Information</u>	
CRI	Always above 82
CCT	Either 3000K or 4000K or 5000K or RGBW or single colour red or green or blue
<u>Performance</u>	
Total Circuit load and Lumens	18W/m – 3000 lumens 36W/m – 6000 lumens
<u>Operating Conditions</u>	
Operating Temperature range	–20C to +45C
<u>Dimensions and Mounting</u>	
Weight	1.5kg per m
Installation Data	IES Files - yes



FACT FILE:



Lumen values are as measured at source - on the PCB - not exiting light fitting. Due to the fast pace of development - values are subject to change at any time and without notice.